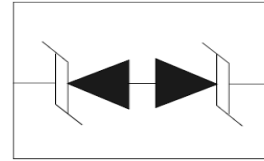


DESCRIPTION

PESD5V0S1BL is a low-capacitance Transient Voltage Suppressor (TVS) designed to provide electrostatic discharge (ESD) protection for data, control or power lines. With typical capacitance of 8pF only, PESD5V0S1BL is designed to protect parasitic-sensitive systems against over-voltage and over-current transient events. It complies with IEC 61000-4-2 (ESD), Level 4 ($\pm 15\text{kV}$ air, $\pm 8\text{kV}$ contact discharge), IEC 61000-4-4 (electrical fast transient - EFT) (40A, 5/50 ns), very fast charged device model (CDM) ESD and cable discharge event (CDE), etc.

PESD5V0S1BL uses ultra-small DFN1006 package. Each PESD5V0S1BL device can protect one data line. It offers system designers flexibility to protect single data line where space is a premium concern.



FEATURES

- Transient protection for high-speed data lines
IEC 61000-4-2 (ESD) $\pm 15\text{kV}$ (Air)
 $\pm 8\text{kV}$ (Contact)
IEC 61000-4-4 (EFT) 40A (5/50 ns)
Cable Discharge Event (CDE)
- Package optimized for high-speed lines
- Ultra-small package (1.0mm \times 0.6mm \times 0.4mm)
- Protects one data, control or power line
- Low capacitance
- Low leakage current
- Low clamping voltage
- Each I/O pin can withstand over 1000 ESD strikes for $\pm 8\text{kV}$ contact discharge

APPLICATIONS

- Portable Electronics
- Desktops, Servers and Notebooks
- Cellular Phones
- MP3 Ports
- Digital Ports
- Subscriber Identity Module (SIM) card

MACHANICAL DATA

- SOD-882 package
- Flammability Rating: UL 94V-0
- Packaging: Tape and Reel
- High temperature soldering guaranteed: 260 $^{\circ}\text{C}$ /10s

ABSOLUTE MAXIMUM RATING

Symbol	Parameter	Value	Units
P _{PP}	Peak Pulse Power (8/20 μs)	100	W
T _j	Operating Temperature	-55/+125	$^{\circ}\text{C}$
T _{STG}	Storage Temperature	-55/+150	$^{\circ}\text{C}$

ELECTRICAL CHARACTERISTICS (Tamb=25)

Symbol	Parameter	Test Condition	Min	Typ	Max	Units
V_{RWM}	Reverse Stand-Off Voltage				5.0	V
V_{BR}	Reverse Breakdown voltage	$I_T=1mA$	6.0			V
I_R	Reverse leakage current.	$V_{RWM}=5V$			1	μA
I_{PP}	Peak Pulse Current	$t_p=8/20us$			5	A
V_C	Clamping Voltage	$I_{PP}=1A, t_p=8/20us$ $I_{PP}=5A, t_p=8/20us$		13	9.5 15	V
C_J	Junction Capacitance	$V_R=0V, f=1MHz$			5	pF

ELECTRICAL CHARACTERISTICS CURVE

Figure 1: Peak Pulse Power Vs Pulse Time

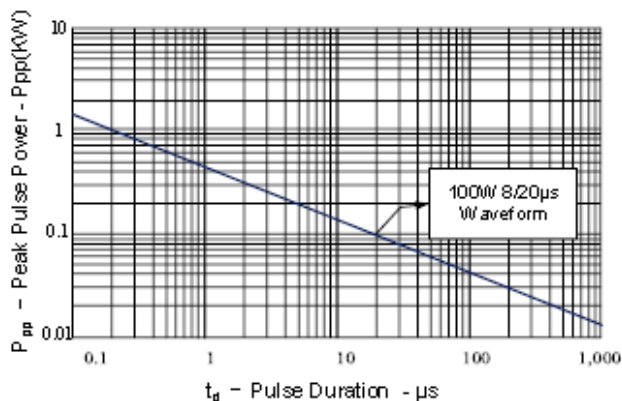


Figure 2: Power Derating Curve

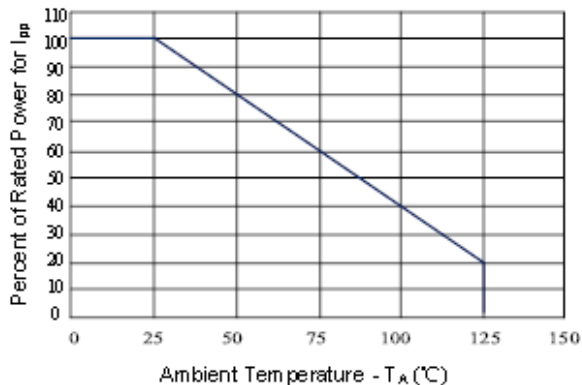


Figure 3: Clamping Voltage vs. Peak Pulse Current

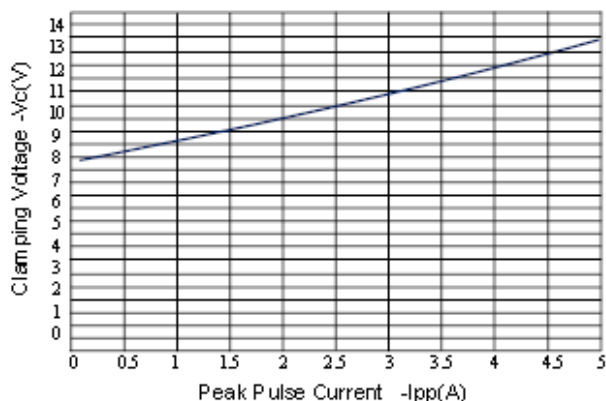


Figure 4: Normalized Junction Capacitance vs. Reverse Voltage

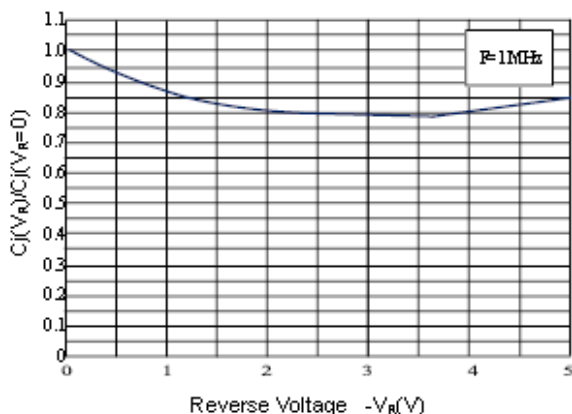


Figure 5: Pulse Waveform

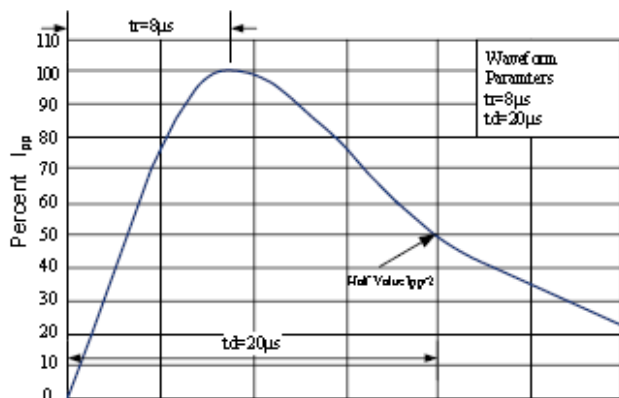
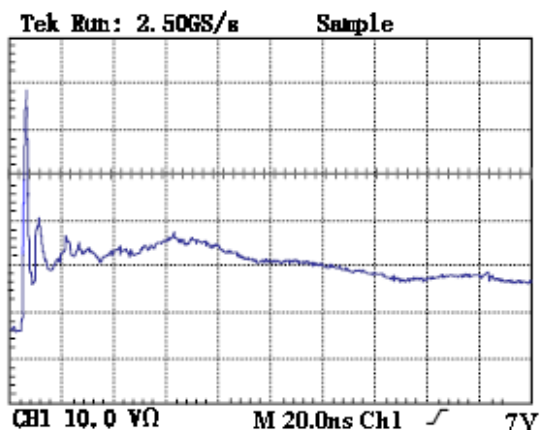
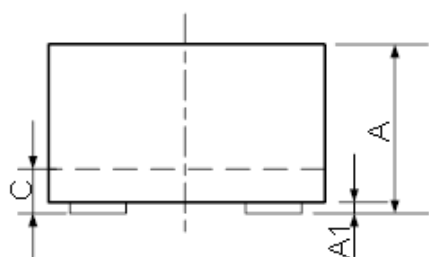
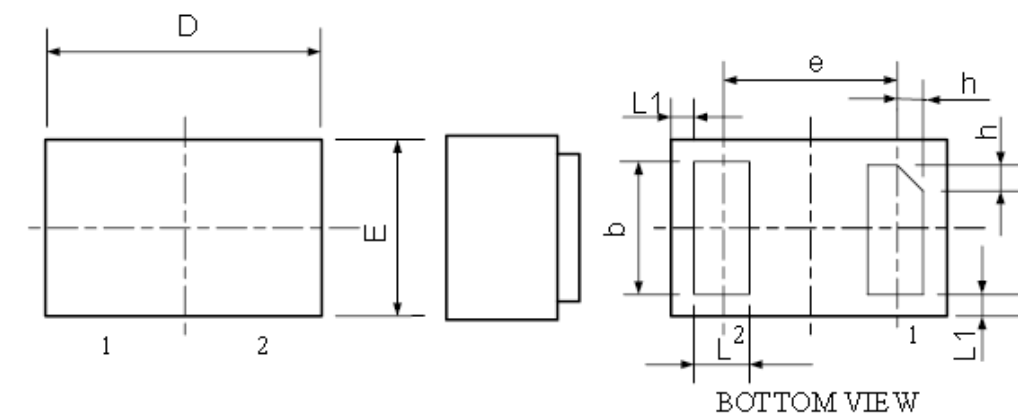


Figure 6: ESD Clamping (8kV Contact per IEC 61000-4-2)

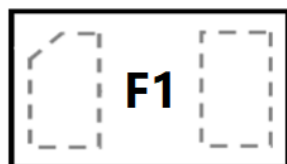


SOD-882 PACKAGE OUTLINE DIMENSIONS



Symbol	Dimensions In Millimeters	
	Minimum	Maximum
A	0.450	0.550
A1	0.000	0.050
b	0.45	0.55
C	0.12	0.18
D	0.950	1.050
e	0.65BSC	
E	0.550	0.650
L	0.200	0.300
L1	0.05REF	
h	0.07	0.17

Marking



Ordering information

Order code	Package	Baseqty	Deliverymode
UMW PESD5V0S1BL	SOD-882	10000	Tape and reel