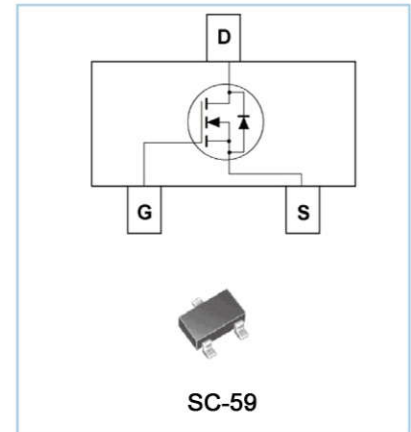


Feature

- 16V/6A, $R_{DS(ON)} = 50\text{m}\Omega$ (MAX) @ $V_{GS} = 4.5\text{V}$.
 $R_{DS(ON)} = 55\text{m}\Omega$ (MAX) @ $V_{GS} = 2.5\text{V}$.
- Super High dense cell design for extremely low $R_{DS(ON)}$.
- Reliable and Rugged .
- SC-59 for Surface Mount Package .



Applications

- LI-ION Protection Circuit

Absolute Maximum Ratings

$T_A=25^\circ\text{C}$ Unless Otherwise noted

Parameter	Symbol	Limit	Units
Drain-Source Voltage	V_{DS}	16	V
Gate-Source Voltage	V_{GS}	± 12	V
Drain Current-Continuous	I_D	6	A

Electrical Characteristics

$T_A=25^\circ\text{C}$ Unless Otherwise noted

Parameter	Symbol	Test Conditions	Min	Typ.	Max	Units
Off Characteristics						
Drain to Source Breakdown Voltage	BVDSS	$V_{GS}=0\text{V}, I_D=250\mu\text{A}$	16	-	-	V
Zero-Gate Voltage Drain Current	I_{DSS}	$V_{DS}=6\text{V}, V_{GS}=0\text{V}$	-	-	1	μA
Gate Body Leakage Current, Forward	I_{GSSF}	$V_{GS}=12\text{V}, V_{DS}=0\text{V}$	-	-	300	nA
Gate Body Leakage Current, Reverse	I_{GSSR}	$V_{GS}=-12\text{V}, V_{DS}=0\text{V}$	-	-	-300	nA
On Characteristics						
Gate Threshold Voltage	$V_{GS(th)}$	$V_{GS}=V_{DS}, I_D=250\mu\text{A}$	0.4	-	1.3	V
Static Drain-source On-Resistance	$R_{DS(ON)}$	$V_{GS}=4.5\text{V}, I_D=6.0\text{A}$	-	40	50	$\text{m}\Omega$
		$V_{GS}=2.5\text{V}, I_D=5.2\text{A}$	-	44	55	$\text{m}\Omega$
Drain-Source Diode Characteristics and Maximum Ratings						
Drain-Source Diode Forward Voltage	VSD	$V_{GS}=0\text{V}, I_S=1.5\text{A}$			1.2	V

N-Channel Enhancement Mode MOSFET Typical Characteristics

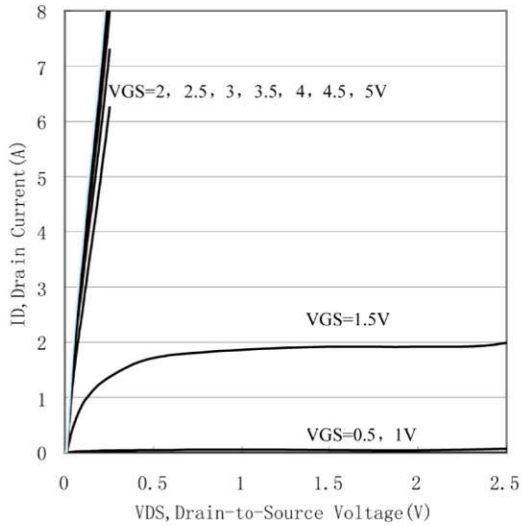


Figure 1. Output Characteristics

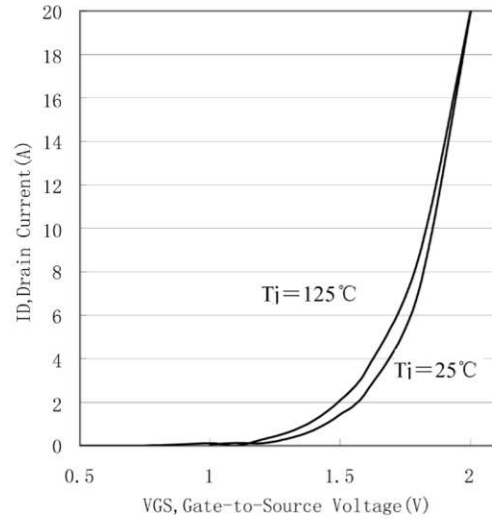


Figure 2. Transfer Characteristics

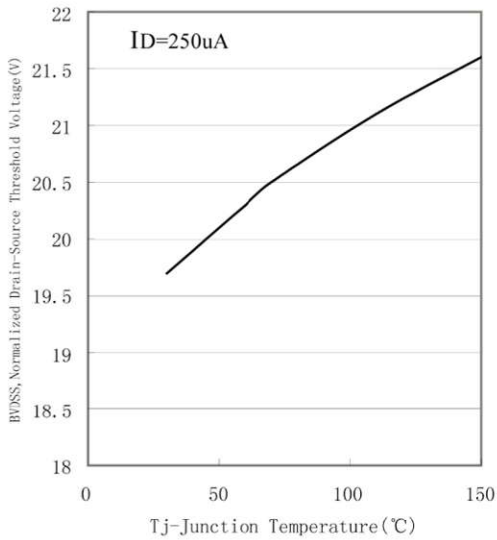


Figure 3. Breakdown Voltage Variation with Temperature

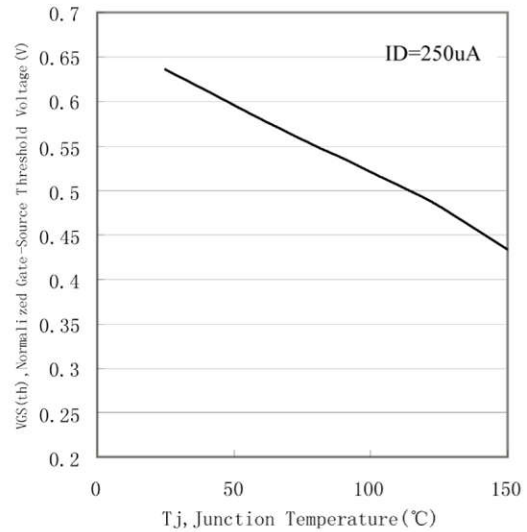


Figure 4. Gate Threshold Variation with Temperature

N-Channel Enhancement Mode MOSFET

Typical Characteristics

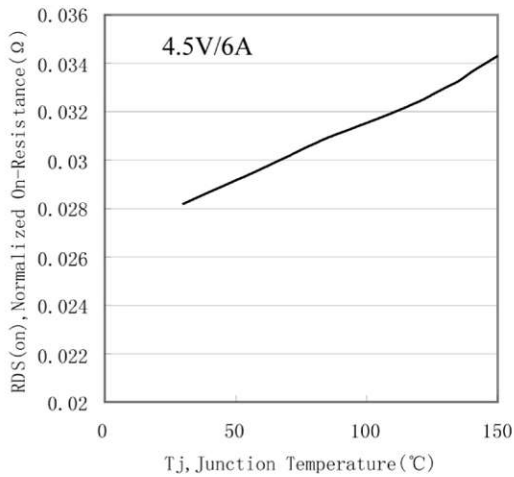


Figure 5. On-Resistance Variation with Temperature

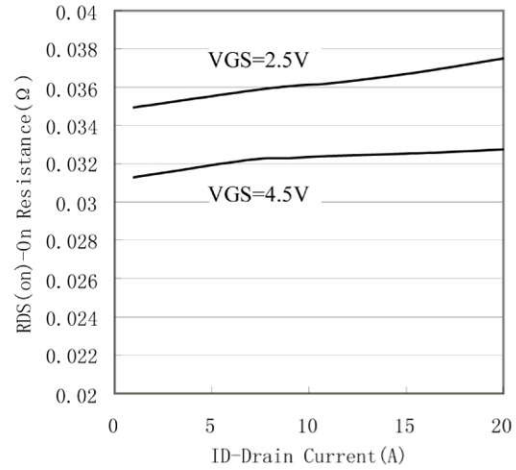


Figure 6. On-Resistance vs. Drain Current

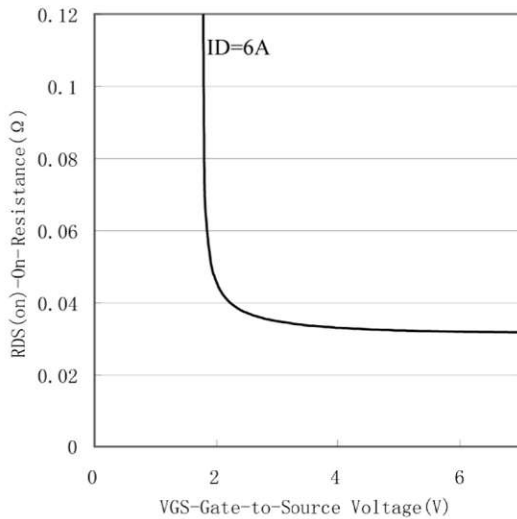


Figure 7. On-Resistance vs. Gate-to-Source Voltage

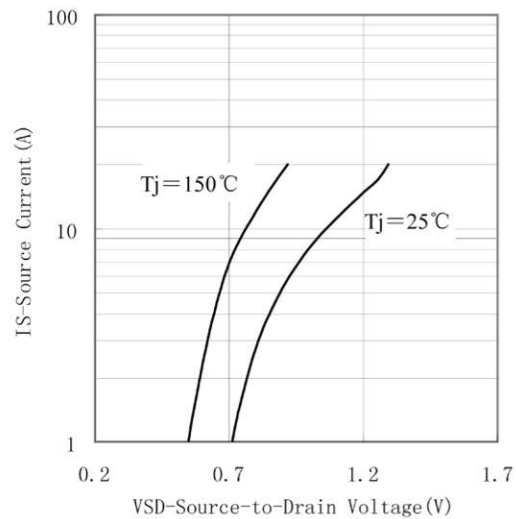


Figure 8. Source-Drain Diode Forward Voltage

Package Outline Dimensions (UNIT: mm)

SC-59

