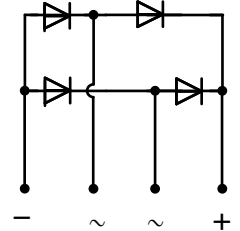



GLASS PASSIVATED BRIDGE RECTIFIERS

REVERSE VOLTAGE - **50** to **1000** Volts

FORWARD CURRENT - **4.0** Amperes



FEATURES

- Polarity:As marked on body
- Surge overload rating -150 amperes peak
- Ideal for printed circuit board
- Reliable low cost construction utilizing molded plastic technique
- Plastic material has U/L
The flammability classification 94V-0
- Mounting position:Any
- Weight: 0.138 ounces , 3.9 grams

GBU

MAXIMUM RATINGS AND ELECTRICAL CHARACTERISTICS

Ratings at 25°C ambient temperature unless otherwise specified.

CHARACTERISTICS	SYMBOL	GBU4A	GBU4B	GBU4D	GBU4G	GBU4J	GBU4K	GBU4M	UNIT
Maximum Recurrent Peak Reverse Voltage	VRRM	50	100	200	400	600	800	1000	V
Maximum RMS Voltage	VRMS	35	70	140	280	420	560	700	V
Maximum DC Blocking Voltage	VDC	50	100	200	400	600	800	1000	V
Maximum Average Forward Rectified Current @ Tc=100°C (with heatsink Note 2) @ Tc=100°C (without heatsink)	I(AV)	4.0 2.4							A
Peak Forward Surge Current 8.3ms Single Half Sine-Wave Super Imposed on Rated Load (JEDEC Method)	IFSM	150							A
Maximum Forward Voltage at 2.0A DC	VF	1.0							V
Maximum DC Reverse Current at Rated DC Blocking Voltage J=25°C J=125°C	IR	5.0 500							uA
I ² t Rating for Fusing (t<8.3ms)	I ² t	93							A ² s
Typical Junction Capacitance Per Element (Note1)	CJ	39							pF
Typical Thermal Resistance (Note2)	RθJC	4.0							°C/W
Operating Temperature Range	TJ	-55 to +150							°C
Storage Temperature Range	TSTG	-55 to +150							°C

NOTES: 1.Measured at 1.0MHz and applied reverse voltage of 4.0V DC. 2.Device mounted on 150mm*150mm*1.6mm Cu Plate Heatsink.

FIG.1-FORWARD CURRENT DERATING CURVE

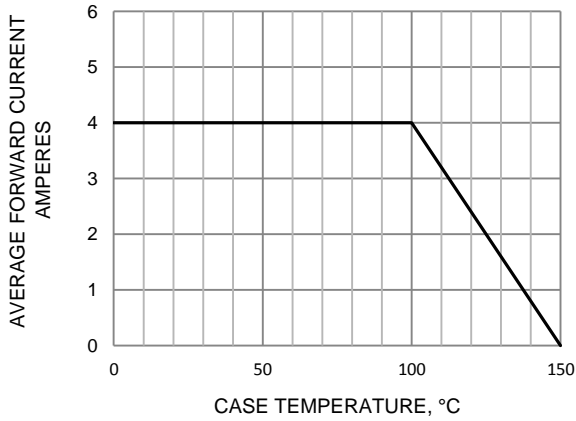


FIG.2-MAXIMUM FOWARD SURGE CURRENT

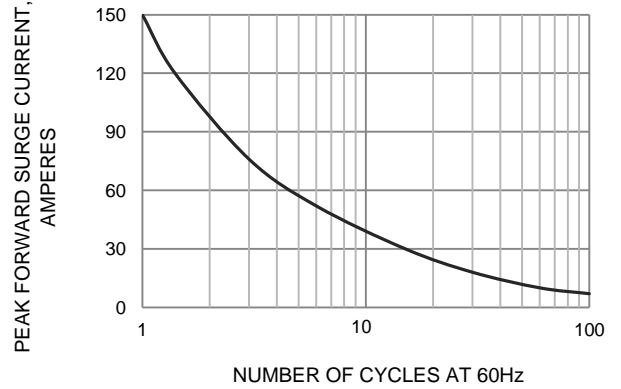


FIG.3-TYPICAL JUNCTION CAPACITANCE

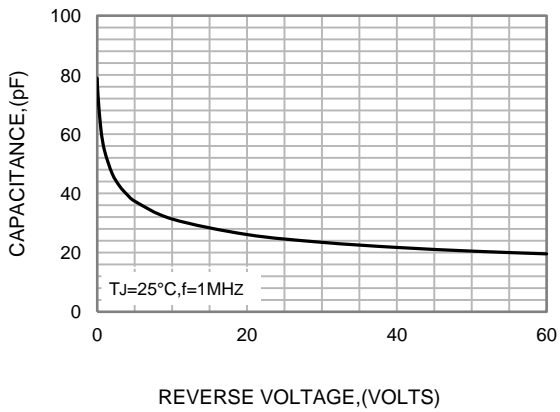


FIG.4-TYPICAL FORWARD CHARACTERISTICS

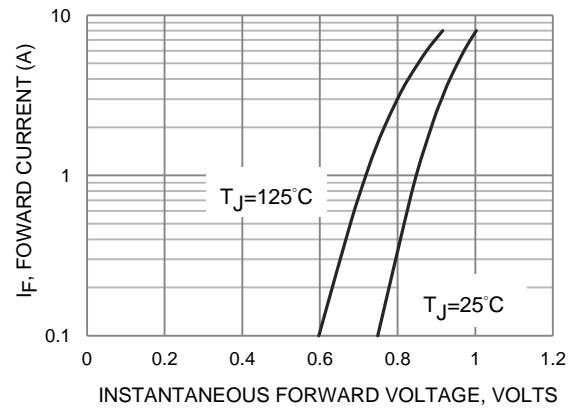
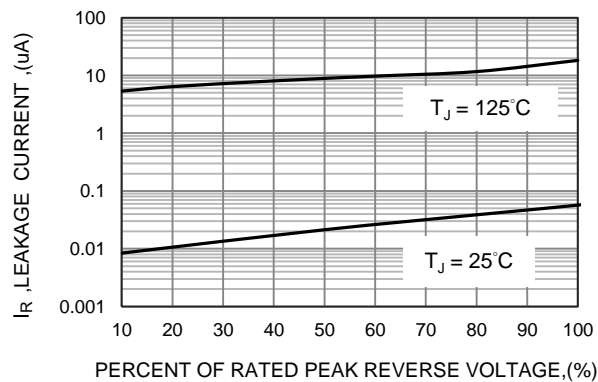
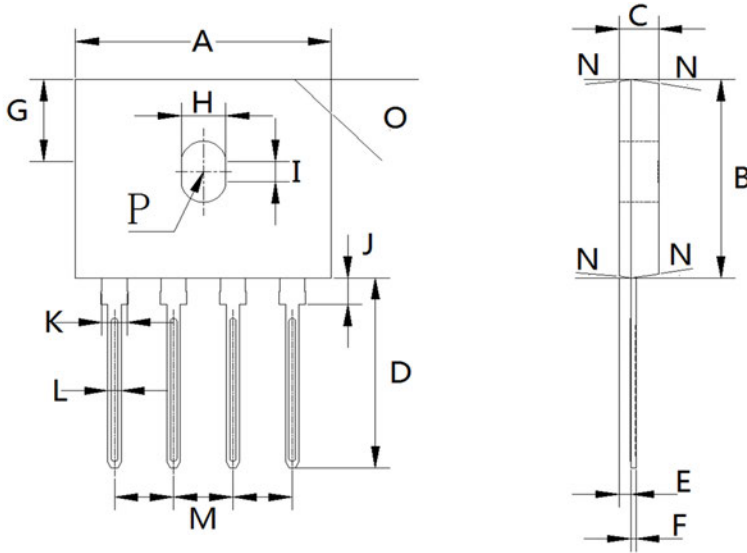


FIG.5-TYPICAL REVERSE CHARACTERISTICS



PACKAGE OUTLINE

GBU



Marking

Type number	Marking code
GBU4A	GBU4A
GBU4B	GBU4B
GBU4D	GBU4D
GBU4G	GBU4G
GBU4J	GBU4J
GBU4K	GBU4K
GBU4M	GBU4M

GBU mechanical data

UNIT		A	B	C	D	E	F	G	H	I	J	K	L	M	N	O	P
mm	max	22.30	18.80	3.56	18.00	1.00	0.56	7.90	4.10	2.16	2.75	2.35	1.27	5.33	7.0° TYPICAL	3.2X45°	1.90 RADIUS
	min	21.80	18.30	3.30	17.50	0.76	0.46	7.40	3.50	1.65	1.85	1.95	1.02	4.83			
mil	max	878	740	140	709	39	22	311	161	85	108	93	50	210		126°45°	75 RADIUS
	min	858	720	130	689	30	18	291	138	65	73	77	40	190			