

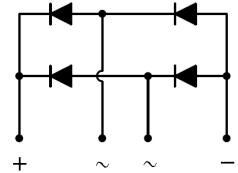

## GLASS PASSIVATED BRIDGE RECTIFIERS

REVERSE VOLTAGE - **50 to 1000** Volts

FORWARD CURRENT **15.0** Amperes

### FEATURES

- Polarity: As marked on body
- Rating to 1000V PRV
- Ideal for printed circuit board
- Reliable low cost construction utilizing molded plastic technique
- Plastic material has U/L  
The flammability classification 94V-0
- Mounting position: Any
- Weight: 0.24 ounces , 6.79 grams



**GBJ**

### MAXIMUM RATINGS AND ELECTRICAL CHARACTERISTICS

Ratings at 25°C ambient temperature unless otherwise specified.

CHARACTERISTICS	SYMBOL	GBJ15A	GBJ15B	GBJ15D	GBJ15G	GBJ15J	GBJ15K	GBJ15M	UNIT
Maximum Recurrent Peak Reverse Voltage	V <sub>RRM</sub>	50	100	200	400	600	800	1000	V
Maximum RMS Voltage	V <sub>RMS</sub>	35	70	140	280	420	560	700	V
Maximum DC Blocking Voltage	V <sub>DC</sub>	50	100	200	400	600	800	1000	V
Maximum Average Forward Rectified Current (with heatsink Note 2)	I <sub>(AV)</sub>	15							A
Peak Forward Surge Current 8.3ms Single Half Sine-Wave Super Imposed on Rated Load (JEDEC Method)	I <sub>FSM</sub>	200							A
Maximum Forward Voltage at 7.5 A DC	V <sub>F</sub>	1.0							V
Maximum DC Reverse Current at Rated DC Blocking Voltage	I <sub>R</sub>	5.0 500							uA
I <sup>2</sup> t Rating for Fusing (t<8.3ms)	I <sup>2</sup> t	166							A <sup>2</sup> s
Typical Junction Capacitance Per Element (Note1)	C <sub>J</sub>	66							pF
Typical Thermal Resistance (Note2)	R <sub>θJC</sub>	2.3							°C/W
Operating Temperature Range	T <sub>J</sub>	-55 to +150							°C
Storage Temperature Range	T <sub>STG</sub>	-55 to +150							°C

NOTES: 1. Measured at 1.0MHz and applied reverse voltage of 4.0V DC.

2. Device mounted on 150mm\*150mm\*1.6mm Cu Plate Heatsink.

FIG.1-FORWARD CURRENT DERATING CURVE

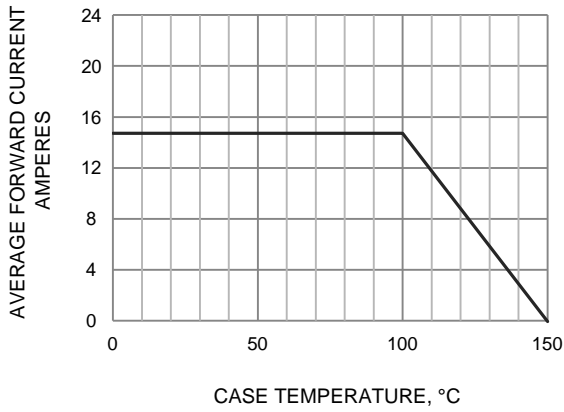


FIG.2-MAXIMUM FORWARD SURGE CURRENT

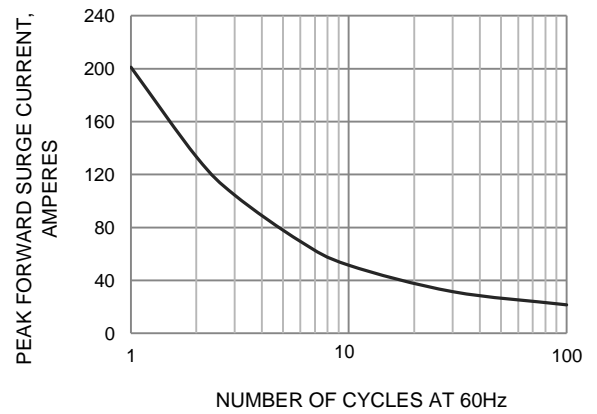


FIG.3-TYPICAL JUNCTION CAPACITANCE

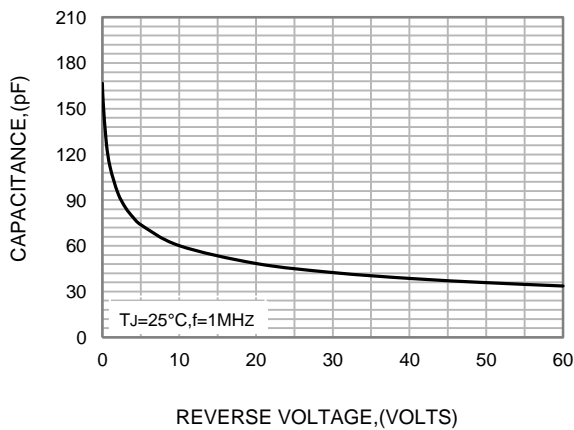


FIG.4-TYPICAL FORWARD CHARACTERISTICS

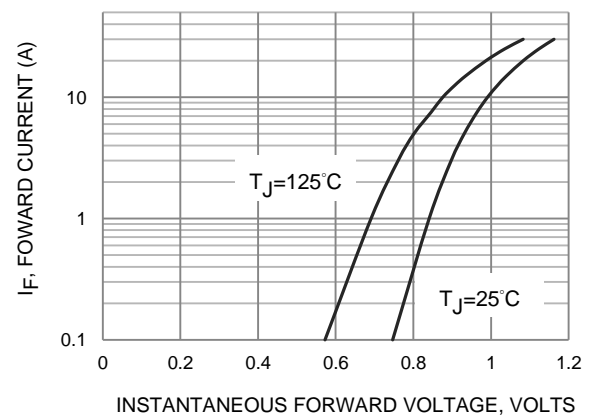
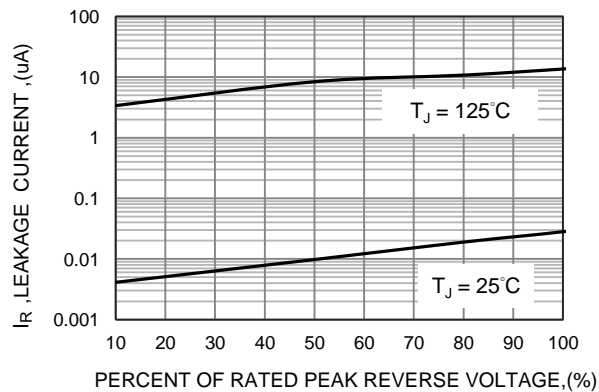
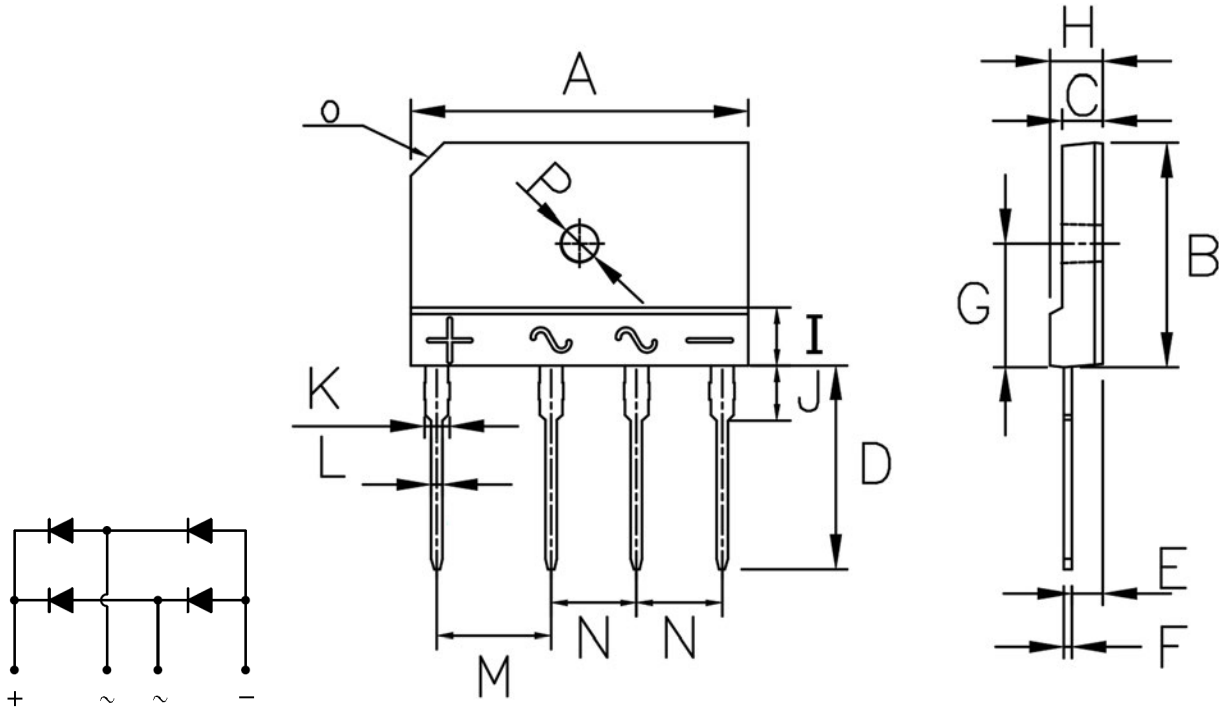


FIG.5-TYPICAL REVERSE CHARACTERISTICS



## GBJ Package Outline Dimensions



GBJ mechanical data

UNIT		A	B	C	D	E	F	G	H	I	J	K	L	M	N	O	P
mm	max	30.30	20.30	3.80	18.00	2.90	0.80	11.2	4.80	5.80	4.20	2.40	1.15	10.20	7.70	C3.0	φ3.6
	min	29.70	19.70	3.40	17.00	2.50	0.55	10.8	4.40	4.80	3.80	2.00	0.90	9.80	7.30		φ3.0
mil	max	1193	799	150	709	114	31	441	189	228	165	94	45	402	303	C118	φ142
	min	1169	776	134	669	98	22	425	173	189	150	79	35	386	287		φ118